










Stool Collection & Transport Guidelines

Collection:

1. Place a large plastic bag or large piece of plastic wrap over the toilet seat opening and allow for a small depression in the bag/plastic wrap.
2. **NOTE:** A hospital plastic collection pan may also be used or the specimen can be obtained from a fresh diaper if it is not contaminated with urine.
3. Make a bowel movement into the bag/plastic wrap taking care not to contaminate the specimen with urine.
4. Add sufficient stool to each of the collection containers you have been given
5. **NOTE:** *Exact instructions to each test that your physician has requested are listed in the table below.*
6. Label each specimen container with your complete name, date of birth, date and time collected.
7. Store and transport the container(s) according to the specific instructions listed in the chart below.

✓	Test Name	Collection Device	Transport Conditions	Specific Instructions
	C difficile Toxin	Sterile Plastic Container 	Room Temp	<ul style="list-style-type: none"> Place 2-10ml or quarter size soft or liquid specimen in the container and tightly cap lid. Submit to the lab within 24 hours of collection Specimen is good up to 5 days when stored refrigerated. Test will not be performed on formed stool Multiple specimens are not acceptable.
	Culture	Cary-Blair Orange Cap Vial 	Room Temp	<ul style="list-style-type: none"> Add sufficient volume of stool to bring the liquid level up to the fill line. Specimens filled more than ¼ in. over or under the fill line are not acceptable. Replace cap & shake vigorously to mix. Store at room temperature and submit to lab within 24 hours. Multiple specimens must be collected at least 24 hours apart.
	Fecal leukocytes, Lactoferrin	Sterile Plastic Container 	Room Temp	<ul style="list-style-type: none"> 2-10 ml or quarter size soft specimen in container and tightly cap lid. Test will not be performed on formed stool. Store at room temperature and submit to lab within 24 hours.
	H. pylori Antigen	Sterile Plastic Container 	Room Temp	<ul style="list-style-type: none"> Place a quarter of a size soft specimen in the container and tightly cap lid. Test will not be performed on watery, diarrheal specimens. Deliver to the lab immediately or refrigerate until able to transport.
	Occult Blood	Hemosure® collection kit 	Room Temp	<ul style="list-style-type: none"> Follow instructions enclosed in the collection kit. Collection should be avoided during overt bleeding from hemorrhoids or menstruation.
	Ova & Parasites	SAF Yellow Cap Vial 	Room Temp	<ul style="list-style-type: none"> Wait at least 1 week after barium procedures or laxatives before collecting. Add sufficient amount of stool to the container to bring liquid level to the fill line. Shake vigorously to mix. Specimens filled more than ¼ in. over or under the fill line are not acceptable. Multiple specimens must be collected at least 24 hours apart. Store at room temperature and deliver to the lab upon completion of multiple specimen collection.
	Giardia / Cryptosporidium Antigen	SAF Yellow Cap Vial 	Room Temp	
	Rotavirus Antigen	Sterile Plastic Container 	On Ice	<ul style="list-style-type: none"> 2-10ml a quarter size soft specimen in the container and tightly cap lid. Keep specimen refrigerated and take to the lab on wet ice as soon as possible.
	Fecal Fat, qualitative	Sterile Plastic Container 	Room Temp	<ul style="list-style-type: none"> 2-10 ml or quarter size soft specimen in container and tightly cap lid. Store at room temperature and submit to lab within 24 hours.

Lakeland Outpatient Service Centers

Lakeland hopes that the following information will assist you in choosing a location for outpatient services. Outpatient services include: blood draws, EKG's, urine drug screens and radiology testing. Patients may go to the location of their choice with a valid physician order.

Lakeland Center for Outpatient Services	
Address	3900 Hollywood Road St. Joseph, MI 49085
Phone Number	269.556.2800
Hours of Operation	Monday – Friday 6:00 a.m. to 7:00 p.m. & Saturday 7:00 a.m. to 1:00 p.m.
Lakeland Community Hospital, Niles	
Address	31 North St. Joseph Avenue Niles, MI 49120
Phone Number	269.683.5510
Hours of Operation	Monday – Friday 6:00 a.m. to 5:30 p.m. & Saturday 8:00 a.m. to 1:00 p.m.
Paw Paw Lake Medical Center	
Address	6559 Paw Paw Avenue Coloma, MI 49038
Phone Number	269.983.8311 or 800.513.9193
Hours of Operation	Monday – Friday 8:00 a.m. to 5:00 p.m.
Lakeland Community Hospital, Watervliet	
Address	400 Medical Park Drive Watervliet, MI 49098
Phone Number	269.463.2444
Lakeland Laboratory, Cedarwood <i>(No Radiology Services)</i>	
Address	820 Lester Ave St. Joseph, MI 49085
Phone Number	269.983.8311 or 800.513.9193
Hours of Operation	Monday – Friday 8:00 a.m. to 4:30 p.m. Closed for lunch between the hours of 12:30 and 1:00 p.m.
Cass Family Clinic <i>(No Radiology Services)</i>	
Address	109 School Street Cassopolis, MI 49031
Phone Number	269.983.8311 or 800.513.9193
Hours of Operation	Monday – Friday 8:00 a.m. to 4:30 p.m.

Lakeland is pleased to offer the option to **schedule** your laboratory or radiology procedure(s) at both the Center for Outpatient Services location and the Lakeland Community Hospital, Niles location. Scheduled patients are registered prior to their arrival and seen at their scheduled time.
Call 269-556-2810 or 800-791-2810 to make an appointment.

For additional information, visit us online!

Laboratory: www.lakelandhealth.org/lab
Radiology: www.lakelandhealth.org/imaging